

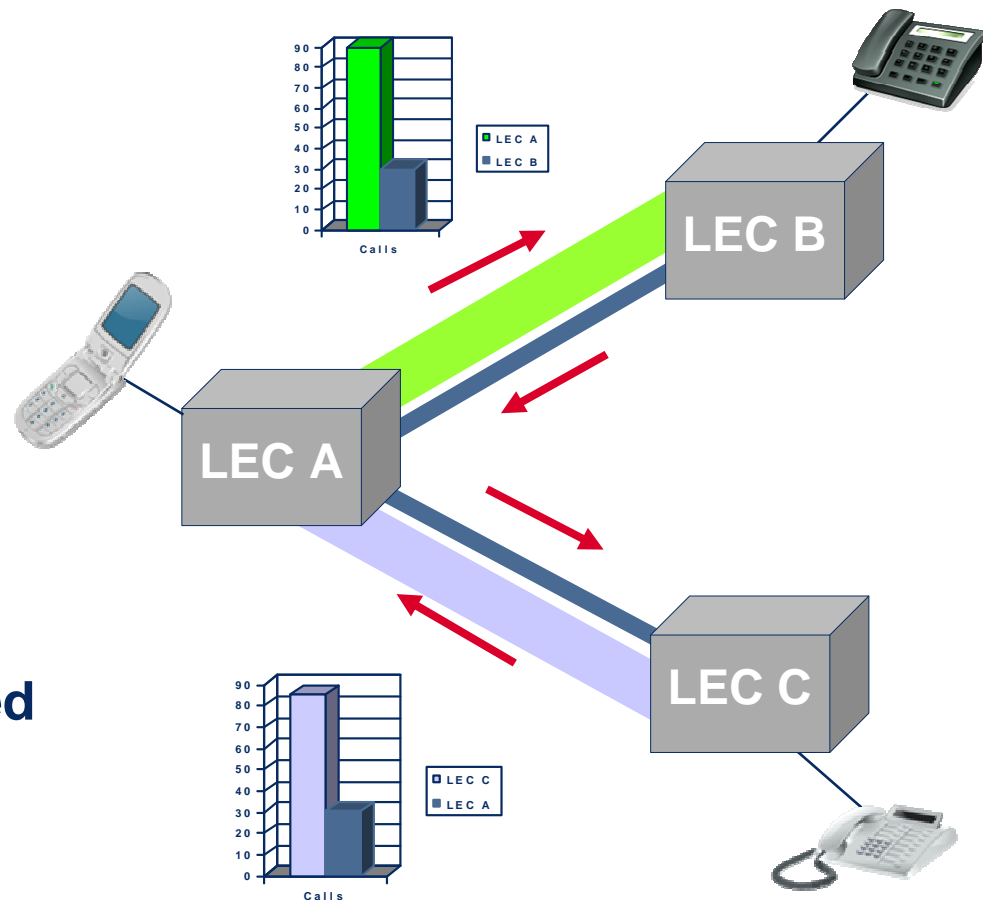


ASC Carrier Management Local Reciprocal Compensation (LRC) Solution



Traffic Imbalance

- Local Exchange Carriers (LEC - both ILECs and CLECs) route traffic over each other's network trunks.
- The LEC that originates less traffic than it terminates may be entitled to compensation.



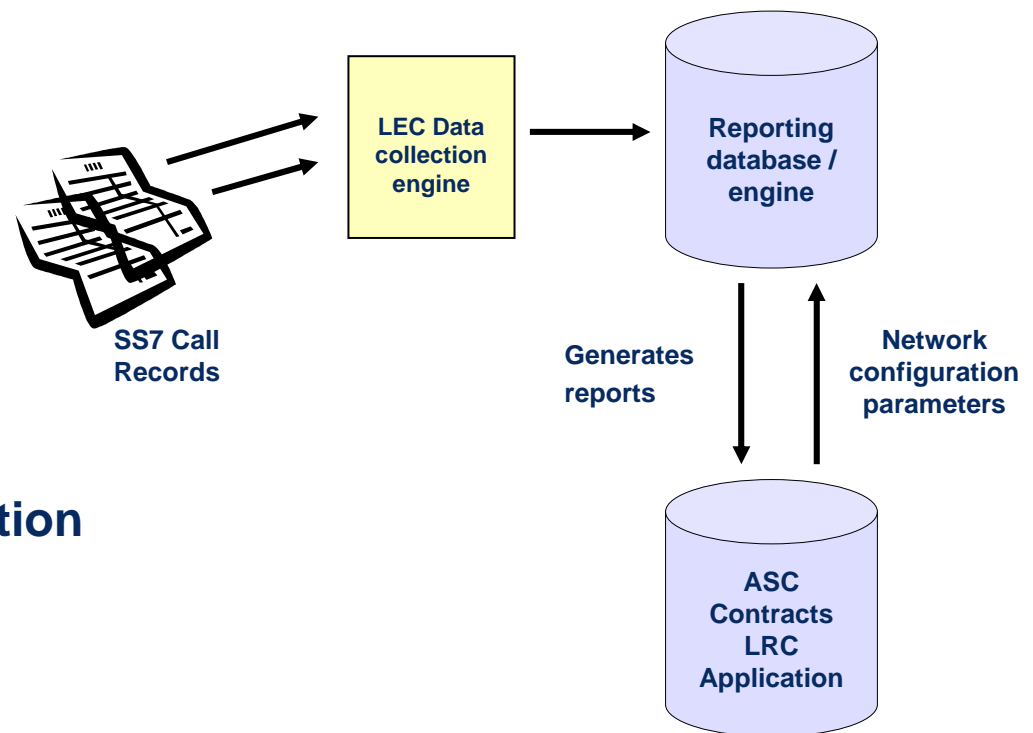
Issues

- **Manual, complex and labor intensive to**
 - **capture, analyze and process the traffic imbalance occurring between:**
 - **LECs**
 - **LECs and Sharees (those sharing infrastructure facilities of an existing LEC)**
 - **produce LEC/Sharee bills.**
 - **manage disputes.**
- **In many cases, traffic imbalance capture and processing is**
 - **not being performed.**
 - **being performed incorrectly.**

Solution Overview

Reporting database/engine

- Data loaded and summarized
- Reports run weekly and monthly



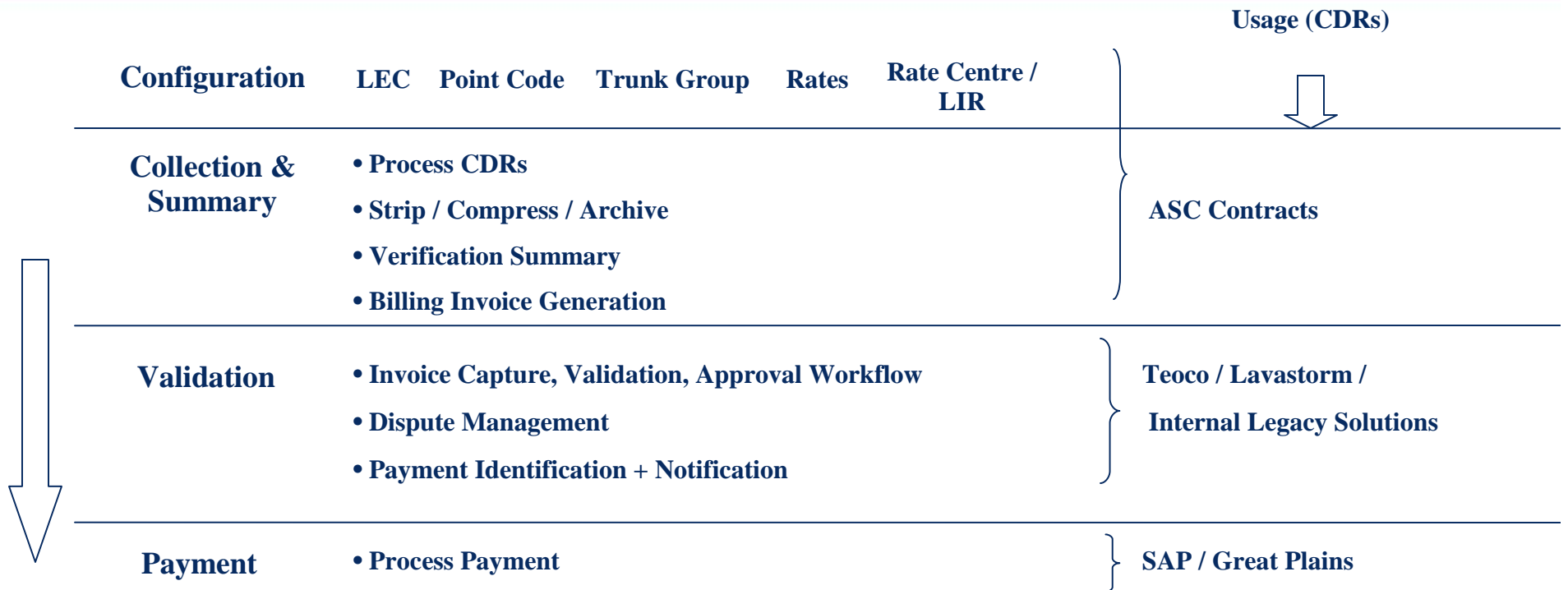
ASC Contracts LRC Application

- Web application
- User Interface

Solution Overview (cont)

- **One time setup and configuration.**
- **Collect, capture, process and summarize SS7 Call Records traffic imbalance data to produce:**
 - **accounts payable invoice validation information and reports.**
 - **accounts receivable invoices.**
 - **network optimization reports.**
- **Data source for invoice validation and dispute management.**
- **Highlights opportunities for compensation.**
- **Captures and manages historical information (SS7 Call Records, accounts payable/receivable and network optimization reports).**

Solution Overview (cont)



Benefits

✓ **Cost Reduction and Revenue Generation**

- Allows for successful invoicing of LEC/Sharee traffic imbalances.
- Allows LEC/Sharee to successfully validate and dispute carrier invoices.
- Allows for analysis of exchanged traffic to determine benefits of LIR / exchange rating.

✓ **Operational Efficiencies – Cost Savings**

- Eliminates manual network studies required to dispute invoices.
- Business rules ensure integrity of Network Configuration.
- PDF invoices generated by ASC once monthly on a per LEC basis- ready for mailing.
- Bar coded reports and invoices ensure authenticity and accuracy.
- Adhoc and scheduled reporting (usage, TCIC, installed trunks usage, billed minutes and others).

✓ **Speed of Implementation and Ease of Use**

- Turn key solution – proven benefit with Bell Canada, Canada's largest ILEC.
- Easy to use web based application.
- Scalable and configurable to suit individual carrier needs.



Application LEC Profile

- Identifies the LEC
- Central repository for the LEC point codes, trunk groups, invoices and reports

ASC contracts Home | Help | Training | Support

LEC Profile (Active)

LEC: LEC395722 Revision: 1

LEC: BI Tel
Legal Name: Bell International Telephone *
Alternate Names: Bell IT
USB IT

LEC Type: Prime *
Detail Reports Required?: Yes

Billing Information

Currency: Canadian Dollar *

Billing Address

Attn:
Address: 123 Main St.
City: Toronto
Province: Ontario
Country: Canada
Postal Code: T3M 4J5
Telephone: 905-234-5678
Fax:
Email:

INTERNAL USE ONLY

ACL: LEC-Default Created: 2007-07-24 16:50:49
Status: Active Revised: 2007-07-24 16:50:49
Parent LEC Number:
Description: BI Tel - Prime
Comments:

Inactivate Save History Close

Application Point Code Record

- To specify and maintain current point codes

The screenshot displays the 'Point Code (Active)' record in the ASC contracts application. The interface includes a navigation bar with 'Home | Help | Training | Support' and a breadcrumb trail 'BI Tel » SPC395723'. The record is identified as 'Revision: 1'. The form contains the following fields:

- LEC:** BI Tel
- CLLI:** TOROONXN16T *
- Point Code:** 005 - 075 - 173 *

Below these fields is an 'INTERNAL USE ONLY' section with the following details:

- ACL:** LEC-Default
- Status:** Active
- Description:** BI Tel - 005-075-173
- Created:** 2007-07-24 16:56:07 by Joanne Kennedy
- Revised:** 2007-07-24 16:56:07 by Joanne Kennedy

A 'Comments' section is present but empty. At the bottom of the form are three buttons: 'Save', 'History', and 'Close'.

Application Trunk Group Record

- To specify and maintain accurate trunk group mappings, TCIC ranges and rate center types
- Supports Sharee LEC information

Trunk Group: TRUNK395741 - Microsoft Internet Explorer

ASC contracts Home | Help | Training | Support

Trunk Group (Active)

TRUNK395741 | 005-075-173 | 005-075-084 Revision: 1

Type	LEC	Sharee LEC	Point Code
Prime:	BI Tel	Select Option	005 - 075 - 173
Peer:	TO	Select Option	005 - 075 - 084

TCIC Range: 1 - 550
Installed Trunks: 550
Trunk Type: B&K
Billable: Yes
Rate Center: Toronto
Rate Center Type: Exchange

INTERNAL USE ONLY

ACL: LEC-Default Created: 2007-07-24 17:04:21
Joanne Kennedy
Status: Active Revised: 2007-07-24 17:04:21
Joanne Kennedy
Description: BI Tel - 005-075-173 - TO - 005-075-084
Comments:

Close Trunk Group Pending Close Clone Save History Close

Carrier Internal Validation Spreadsheet

- Internal report used for accounts receivable/payable validation and dispute management
- Highlights potential favourable and non-favourable disputes

	A	B	C	D	E	F	G	H	I	J	K	L	M
1			Internal Validation										
2	LEC DEF RESTRICTED												
3	LEC Name: ABC												
4	Reporting Period: 2007-06-02 - 2007-06-29												
5													
6			Reason for Dispute										
7	Rate Centre	Amount Charged	Trunk Qty			% Imbalance		Rate				Diff From Charged	Amount to Pay (+) / Invoice (-)
8			LEC ABC	LEC DEF	LEC DEF + 5%	LEC ABC	LEC DEF	LEC ABC	L/E	LEC DEF	L/E		
9													
10	AURORA	1,000.00	58	58	61	43	43	17.24	E	12.55	E	-272.10	727.90
11	BRAMPTON	2,800.00	250	195	205	60	55.78	11.2	E	13.55	E	-22.25	2,777.75
12	CASTLEMORE	624.00	40	35	37	58.26	58.26	15.6	E	11.33	E	-204.79	419.21
13	COOKSVILLE	215.04	75	30	32	-28.03	-28.03	2.87	E	6.72	E	0.00	215.04
14	GORMLEY	754.23	45	42	44	85	75.75	16.76	E	15.86	E	-56.39	697.84
15	KESWICK	136.56	12	11	12	23.5	23.5	11.38	E	4.32	E	-84.72	51.84
16	LIR ON 06	1,666.56	248	261	274	-80.05	-26.88	6.72	I	6.72	L	0.00	1,666.56
17	LIR ON 36			98	103		2.18			6.72		0.00	0.00
18	LIR ON 45	3,376.05	355	353	371	35	35.63	9.51	L	9.51	L	0.00	3,376.05
19	MALTON			43	45		18.51					0.00	0.00
20	MAPLE	2,313.12	122	119	125	72.41	72.41	18.96	E	18.96	E	0.00	2,313.12
21	MARKHAM	627.50	50	49	51	48.23	48.23	12.55	E	12.55	E	0.00	627.50
22	NEWMARKET			60	63		-8.49			0.0	E	0.00	0.00
23	OAK RIDGES	152.75	25	16	17	40.89	33.71	6.11	E	4.32	E	-79.31	73.44
24	RICHMOND HILL			51	54		-2.46			0.0	E	0.00	0.00
25	STREETSVILLE			26	27		-3.46			0.0	E	0.00	0.00
26	THORNHILL	6,188.00	325	288	302	85.43	60.4	19.04	E	18.96	E	-462.08	5,725.92
27	TORONTO	8,535.00	750	709	744	40.56	-33.5	11.38	E	8.05	E	-2,545.80	5,989.20
28	UNIONVILLE	610.61	77	73	77	37.23	37.23	7.93	E	7.93	E	0.00	610.61
29	WOODBIDGE	814.00	100	96	101	30.17	30.17	8.14	E	8.14	E	0.00	814.00
30													
31	Total Charges by Province:	29,813.42											
32													
33													
34	Total Current Charges:	29,813.42											
35													



Payment Authorization Report

- Bar coded accounts payable authorization report listing favourable disputes.
- Produced on a LEC by LEC basis.



Payment Authorization

LEC Name: LEC ABC
Reporting Period: 2007-06-02 to 2007-06-29

Rate Centre	Amount Charged	Reason for Dispute					Rate				Diff. from Charged	Amount to Pay	
		Trunk Qty			% Imbalance		LEC ABC		LEC DEF				
		LEC ABC	LEC DEF	LEC DEF plus 5%	LEC ABC	LEC DEF	Rate	L/E	Rate	L/E			
AURORA	1,000.00							17.24	E	12.55	E	-372.10	727.90
BRAMPTON	2,800.00	250	195	205	60	55.78						-22.25	2,777.75
CASTLEMORE	624.00	40	35	37				15.6	E	11.33	E	-204.79	419.21
COOKSVILLE	215.04												215.04
GORMLEY	754.23	45	42	44	85	75.75		16.76	E	15.86	E	-56.39	697.84
KESWICK	136.56							11.38	E	4.32	E	-84.72	51.84
LIR ON 06	1,666.56												1,666.56
LIR ON 36													
LIR ON 45	3,376.05												3,376.05
MALTON													
MAPLE	2,313.12												2,313.12
MARKHAM	627.50												627.50
NEWMARKET													
OAK RIDGES	152.75	25	16	17	40.89	33.71		6.11	E	4.32	E	-79.31	73.44
RICHMOND HILL													
STREETSVILLE													
THORNHILL	6,188.00	325	288	302	85.43	60.4		19.04	E	18.96	E	-462.08	5,725.92
TORONTO	8,535.00	750	709	744	40.56	-33.5		11.38	E	8.05	E	-2,345.80	5,989.20
UNIONVILLE	610.61												610.61
WOODBIDGE	814.00												814.00

Total Charges by Province:	29,813.42
Total Charges by Province:	0.00

	-3727.44	26,085.98
	0	0.00

Total Current Charges 29,813.42 Must Balance to Invoice

2007-08-21

- 1 -

Confidential



INV396386*43*488592758751169457913282749140080479893177423260**1 - Powered by ASC Contracts



ROI Case Study

ILEC Client Overview:

- **224 LEC**
- **1.5 Billion monthly Call Records**
- **\$20 Million yearly spend**

7 Month ROI (validating 31 LEC):

- **\$2 Million in Additional Revenue**
- **\$.9 Million in Cost Reduction**
 - **Increased disputes**
 - **Network Analysis & Optimization**
- **\$3.3 Million in accrued disputes**
- **\$1.8 Million in projected Yearly Spend Reduction**



Summary

ASC's Local Reciprocal Compensation (LRC) module provides carriers with an automated application to:

- **Capture, store and analyze the imbalance traffic with a proven and automated methodology.**
- **Accurately and verifiably invoice other LEC's for the imbalance.**
- **Validate and dispute imbalance charges.**
- **Report and manage historical billing and validation data.**
- **Uncover lost revenue opportunities.**
- **Perform all of the above on behalf of another LEC or Sharee.**



Contacts

For more information Contact:

- **Ann Ainslie (U.S.A.)**

Ann.Ainslie@ASCnet.com

Tel: (613) 599-2087 ext. 244

- **Curly Lippa (Canada and Global)**

Curly.Lippa@ASCnet.com

Tel: (416) 461-6752

Mobile: (416) 561-7070

